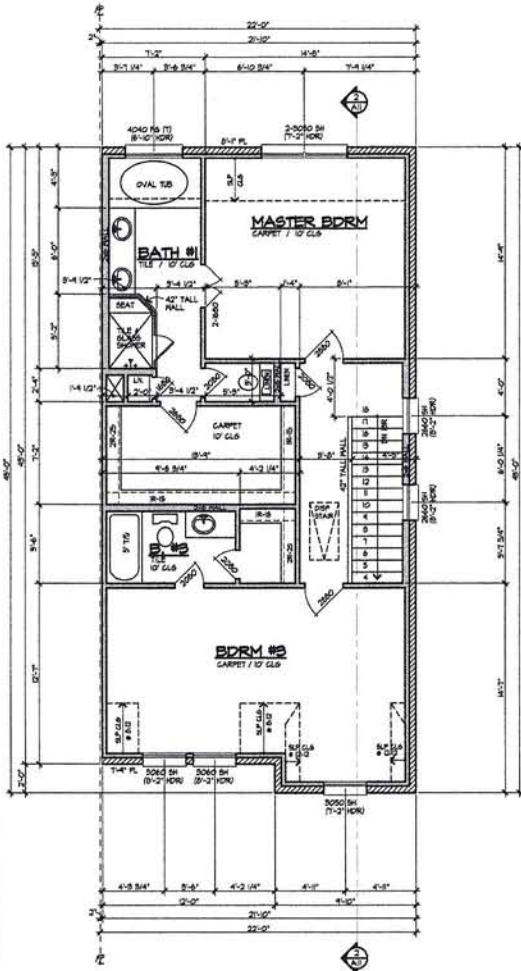
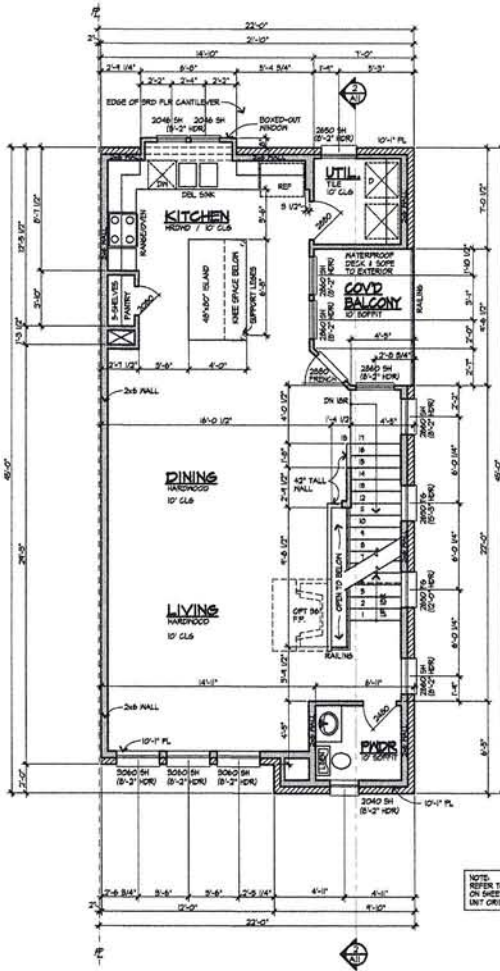


THIS DOCUMENT IS THE PROPERTY OF GUNN DESIGN, LLC. IT IS TO BE USED ONLY FOR THE PROJECT AND SITE SPECIFICALLY IDENTIFIED HEREIN. IT IS NOT TO BE REPRODUCED, COPIED, OR TRANSMITTED IN ANY FORM OR BY ANY MEANS, ELECTRONIC OR MECHANICAL, INCLUDING PHOTOCOPYING, RECORDING, OR BY ANY INFORMATION STORAGE AND RETRIEVAL SYSTEM, WITHOUT THE WRITTEN PERMISSION OF GUNN DESIGN, LLC. ANY UNAUTHORIZED USE OF THIS DOCUMENT IS STRICTLY PROHIBITED. GUNN DESIGN, LLC SHALL NOT BE LIABLE FOR ANY DAMAGES, INCLUDING CONSEQUENTIAL DAMAGES, ARISING FROM THE USE OF THIS DOCUMENT. THE USER ASSUMES ALL LIABILITY FOR ANY DAMAGES, INCLUDING CONSEQUENTIAL DAMAGES, ARISING FROM THE USE OF THIS DOCUMENT. GUNN DESIGN, LLC SHALL NOT BE LIABLE FOR ANY DAMAGES, INCLUDING CONSEQUENTIAL DAMAGES, ARISING FROM THE USE OF THIS DOCUMENT. THE USER ASSUMES ALL LIABILITY FOR ANY DAMAGES, INCLUDING CONSEQUENTIAL DAMAGES, ARISING FROM THE USE OF THIS DOCUMENT.



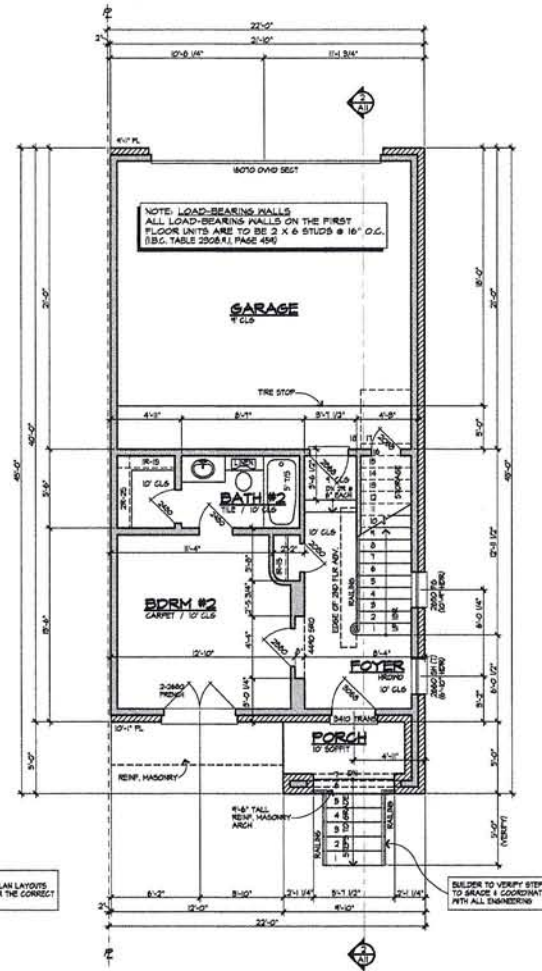
THIRD FLOOR PLAN - UNIT "A-3-END CAP"

SC: 1/4"=1'-0"



SECOND FLOOR PLAN - UNIT "A-3-END CAP"

SC: 1/4"=1'-0"



FIRST FLOOR PLAN - UNIT "A-3-END CAP"

SC: 1/4"=1'-0"

GENERAL NOTES

1. CEILING HEIGHT CALL-OUTS ARE NOMINAL. SEE ELEVATIONS FOR PRECISE DIMS.
2. ALL ANGLES OTHER THAN 90° ANGLES ARE TO BE 45° ANGLES.
3. GAS FITTING TO BE LOCATED PER OWNER AND VERIFIED BY THE BUILDER.
4. ALL EXTERIOR HALLWAYS FROM BEDROOMS SHOULD NOT BE RESTRICTED LESS THAN 3'-0" NET CLEAR.
5. PROVIDE ATTIC VENTS AS REQUIRED PER IBC-MURS 2.
6. ALL BEDROOMS AND ALL SMOKE DETECTORS ARE TO BE ON AFC FAULT BREAKERS PER CITY.
7. ALL ENGINEERING TO BE PROVIDED BY OTHERS & LOCATE WATER HEATER(S) IN THE ATTIC. PLUMBER TO PRECISE LOCATION AND NUMBER.
8. THIS HOUSE WAS DESIGNED WITH AN 18" (2000) TALL FLOOR SYSTEM (LAYOUT AND DESIGN) COMBINED IN ANOTHER FLOOR SIZE IS TO BE USED BUILDER IS TO ADJUST STAIR HEIGHTS AND PLATE HEIGHTS PERCH AND ADJUSTED BY THE DIFFERENCE.
9. FIRE SPRINKLER TO BE INSTALLED PER MANUFACTURER SPEC AND IN ACCORDANCE WITH ALL NATIONAL, STATE, LOCAL CODES, ORDINANCES.
10. ALL NATIONAL, STATE, LOCAL CODES, ORDINANCES AND RESTRICTIONS TAKE PRECEDENCE OVER ANY INFORMATION SHOWN.

AREAS - UNIT "A-3-END CAP"

FIRST FLOOR A/C	422 SQ. FT.
SECOND FLOOR A/C	819 SQ. FT.
THIRD FLOOR A/C	966 SQ. FT.
TOTAL A/C	2211 SQ. FT.
(2) CAR GARAGE & STORAGE	478 SQ. FT.
ENTRY	44 SQ. FT.
COVD BALCONY	65 SQ. FT.
TOTAL COVERED	2711 SQ. FT.

COPYRIGHT 2010 GUNN DESIGN, LLC
 ALL RIGHTS RESERVED. THIS DOCUMENT IS THE PROPERTY OF GUNN DESIGN, LLC. IT IS TO BE USED ONLY FOR THE PROJECT AND SITE SPECIFICALLY IDENTIFIED HEREIN. IT IS NOT TO BE REPRODUCED, COPIED, OR TRANSMITTED IN ANY FORM OR BY ANY MEANS, ELECTRONIC OR MECHANICAL, INCLUDING PHOTOCOPYING, RECORDING, OR BY ANY INFORMATION STORAGE AND RETRIEVAL SYSTEM, WITHOUT THE WRITTEN PERMISSION OF GUNN DESIGN, LLC. ANY UNAUTHORIZED USE OF THIS DOCUMENT IS STRICTLY PROHIBITED. GUNN DESIGN, LLC SHALL NOT BE LIABLE FOR ANY DAMAGES, INCLUDING CONSEQUENTIAL DAMAGES, ARISING FROM THE USE OF THIS DOCUMENT. THE USER ASSUMES ALL LIABILITY FOR ANY DAMAGES, INCLUDING CONSEQUENTIAL DAMAGES, ARISING FROM THE USE OF THIS DOCUMENT.

GUNN DESIGN, LLC
 1105 CLEARVIEW DR. ENNIS, TEXAS
 PHONE: 214-803-8049 FAX: 972-679-0661

A Proposed Townhome for:
Savannah Homes
 Lots 7,8,9,10,11,12 Blk B
 Meridian Square
 Addison, Texas

ISSUE DATE
 9-17-10
 REVISED
 10-21-10

JOB NO:
 BUILDING 2

SHEET NO:

A5